



Specialist flooring for ESD critical locations

Constant problem, long term solution

Electrostatic discharge is a problem that you can't ignore. The scuff of a shoe, the scrape of a chair creates an electron imbalance and, although the resulting discharge may be so small that the human body can't feel it, it can nevertheless have serious consequences.

In electronics manufacturing, in pharmaceuticals, healthcare, ordnance manufacture and storage, ESD incidents can often cause material, component or system failures, which may prove costly and perhaps even dangerous.



FINESSE SD - ELECTRONIC LABORATORIES



FINESSE EC - SCANNER ROOM

The Polyflor ESD range has been specifically engineered to combat this problem at source, by facilitating a uniform flow of static electricity directly to a ground point. Problem solved.

The range covers all major applications, and includes Static Dissipative, Electrostatic Conductive, and Conductive ROF floorings, each of which combines static control properties with the hardwearing and decorative qualities that Polyflor is renowned for.

All Polyflor ESD floorcoverings are homogeneous in construction, to ensure that these properties are present throughout the product, guaranteeing a consistent and effective appearance and performance.

They have excellent abrasion and chemical resistance, and can be welded to create a completely impervious floor, offering no sanctuary to dirt and bacteria.



FINESSE EC - HOSPITAL

The closed surface and high vinyl content make Polyflor ESD floorcoverings easy and economical to maintain. So they'll go on looking good and performing well for years, providing a long-term solution to the ESD problem.

Polyflor-approved conductive polishes may be used, in accordance with the manufacturers' instructions. Standard polishes should not be applied.

Polyflor ESD products can be used in conjunction with static control clothing, footwear and wrist straps; special workstations; ionisers and humidity controllers.

They are available in sheet format or as 608 x 608mm tiles: the preferred size for use on access flooring.

Installation is obviously critical, but it can be carried out by any competent commercial flooring contractor, using known and accepted procedures and Polyflor approved adhesives.

It is important that the correct Polyflor product is selected to meet the specification required. For information and advice on all issues concerning static control flooring, installation techniques, and testing procedures, please contact our trained technical staff, who will be pleased to help you.

POLYFLOR SD - CLEAN ROOM



POLYFLOR SD PRODUCTS

Figure 1, shows the method of installation using grounding strip, where conductance to ground is specified.

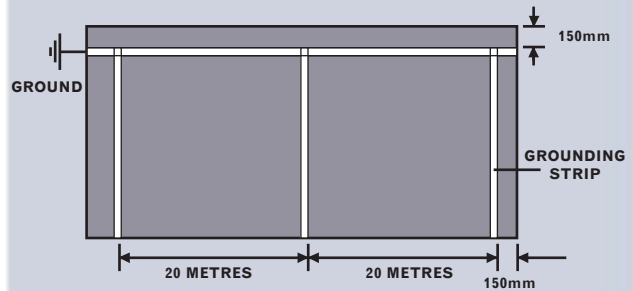


FIGURE 1

POLYFLOR EC PRODUCTS

Figure 2, shows the method of installation where conductance to ground is specified. The grounding strip need only extend along the floor for 150mm .

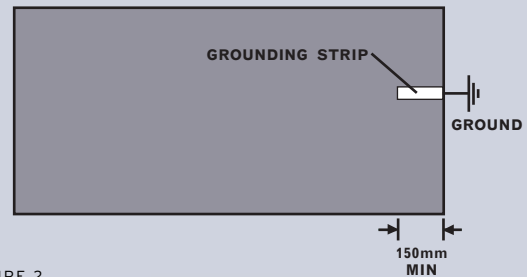


FIGURE 2

POLYFLOR CONDUCTIVE ROF

Figure 3, shows the method of installation to a grounding grid: an essential requirement for this product.

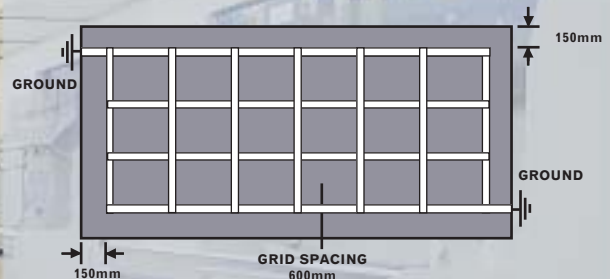


FIGURE 3

Figure 4 shows typical connection of the grounding grid to the building ground point.

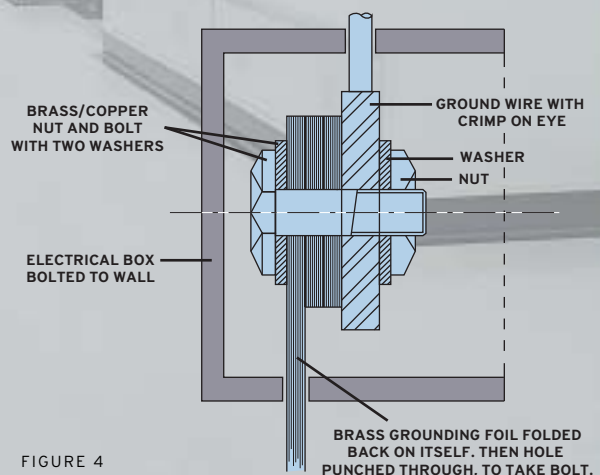


FIGURE 4

ESD - static dissipative


Polyflor Static Dissipative products are engineered for use where static control is required, but the resistance level of the floor does not need to be as low as that provided by a conductive floor.

These floorcoverings are ideal for use in telecommunications installations, computer rooms, and healthcare facilities such as scanner rooms, X-ray suites and operating theatres, also suitable for use in electronics manufacturing.

The range comprises: Polyflor SD, in 6 marbled colourways; Polyflor Finesse SD, in 5 non-directional colourways; and Polyflor 2000 SD, with multicoloured marbling and a choice of 5 colourways.

All Polyflor Static Dissipative products have been independently tested and results demonstrate that they inhibit the growth of MRSA. An effective cleaning regime is however, the most important defence against infection.

Please note: all Polyflor SD products require minimum 40% Relative Humidity.



2000 SD




Calcite **2290** w/r 8820



Synchro Beige **2280** w/r 8320



Calico Blue **2270** w/r 8500



Stellar Blue **2220** w/r 8350



Veloce Grey **2210** w/r 8230

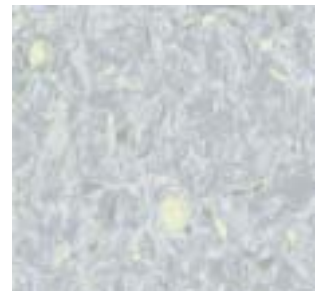
Finesse SD




Woodgale **5240** w/r 5240



Moonscape **5260** w/r 5260



Cascade **5200** w/r 5200



Daybreak **5220** w/r 3130



Lodestone **5230** w/r 3140

Polyflor SD



Ocean Blue **5050** w/r 5350



Teal **5080** w/r 2610



Golden Sand **5070** w/r 2500



Flaxen **5060** w/r 5330



Steel Grey **5030** w/r 9120



Silver Grey **5110** w/r 2090

ESD - electrostatic conductive

Polyflor Electrostatic Conductive products have been engineered to meet the latest international standards for ESD protection floorcoverings.

Where the floor system including the footwear is the primary means of grounding personnel, the resistance of the combination is recommended in BSEN/IEC 61340-5-1 as being between 7.5×10^5 and 3.5×10^7 ohms. Polyflor Electrostatic conductive flooring in combination with ESD control footwear meets this requirement when tested to BSEN/IEC 61340-4-5.

Recommended applications include: electronics manufacturing-wafer fabrication, product assembly, inspection and storage; laboratories; clean rooms; and defence establishments.

Polyflor EC is also recommended for healthcare facilities where gases and/or electronic equipment are used during medical procedures - operating theatres, anaesthetising areas, intensive-care units and radiology departments.

Polyflor EC products contain anti-microbial agents for improved hygiene protection. Finesse EC has been independently tested and the results demonstrate that it inhibits the growth of MRSA. An effective cleaning regime is however, the most important defence against infection.


Polyflor Conductive ROF has been specifically engineered for use in ordnance factories, in manufacturing areas, and where explosives and flammable agents are stored. It does not provide protection from a short circuit on a 240/250 volt mains, so installation and switching in these rooms are critical, and must be considered prior to any handover.

Polyflor EC



Black/Grey **8990** w/r 8640

Conductive ROF

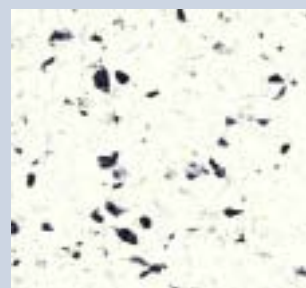


Black **5980** w/r 8640

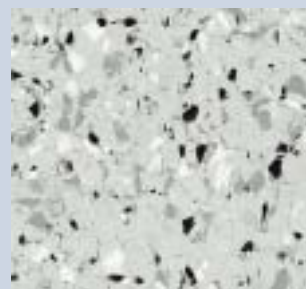
Finesse EC




Corn Husk **5330** w/r 5330




Birchwood **5360** w/r 0630



Silver Leaf **5320** w/r 5320



Water Ripple **5350** w/r 5350



Hedgerow **5370** w/r 5370

Performance

SPECIFICATION	TEST TYPE	ELECTRODE DETAILS	VOLTAGE	CLASSIFICATION	RESISTANCE REQUIREMENTS	RECOMMENDED POLYFLOR PRODUCT
EN 1081:1998	Surface R ₃	30kg min load (66lb) on tripods with conductive feet. Tripods 100mm apart (4in)	>10 ⁶ 500Vdc <10 ⁶ 100Vdc	N/R	Results to be quoted	All Polyflor SD products 1 x 10 ⁶ – 1 x 10 ⁹ All Polyflor EC products 5 x 10 ⁴ – 1 x 10 ⁶
	Ground R ₂	30kg min load (66lb) on tripod with conductive feet, lower electrode to ground	>10 ⁶ 500Vdc <10 ⁶ 100Vdc	N/R		All Polyflor SD products 1 x 10 ⁶ – 1 x 10 ⁹ All Polyflor EC products 5 x 10 ⁴ – 1 x 10 ⁶
	Vertical R ₁	Upper electrode 30kgmin load (66lb) on tripod with conductive feet, lower electrode graphite coated.	>10 ⁶ 500Vdc	Static Dissipative		All Polyflor SD products 1 x 10 ⁶ – 1 x 10 ⁹ All Polyflor EC products 5 x 10 ⁴ – 1 x 10 ⁶
<10 ⁶ 100Vdc			Conductive			
BS IEC 61340-4-1: 2003	Installed Ground	2.5kg (5.5lb) 65mm dia (2.6in)	≤10 ⁵ 10Vdc	N/R	5 x 10 ⁴ – 1 x 10 ⁶	All Polyflor EC products
			>10 ⁵ 100Vdc	N/R	1 x 10 ⁶ – 1 x 10 ⁹	All Polyflor SD products
	Installed Protective Earth	2.5kg (5.5lb) 65mm dia (2.6in)	≤10 ⁵ 10Vdc	N/R	5 x 10 ⁴ – 1 x 10 ⁶	All Polyflor EC products
			>10 ⁵ 100Vdc	N/R	1 x 10 ⁶ – 1 x 10 ⁹	All Polyflor SD products
ESD S7.1: 2005	Resistance to groundable point	63.5mm dia (2.5in). Load 2.27kg (5lb). Lower electrode is ground connection to simulate end use grounding method.	≤10 ⁵ 100Vdc	N/R		All Polyflor SD products 1 x 10 ⁶ – 1 x 10 ⁹
			≤10 ⁵ 100Vdc			All Polyflor EC products Avg. 5 x 10 ⁴ – 1 x 10 ⁶
IBM	Ground	63.5mm dia (2.5in). Load 2.27kg (5lb).	500Vdc	N/R	5 x 10 ⁵ – 2 x 10 ¹⁰	All Polyflor SD products conform
ASTM F 150	Surface	63.5mm dia (2.5in). Load 2.27kg (5lb). 91cm (3ft) apart.	100Vdc	Conductive	Avg. 1 x 10 ⁶ max 2.5 x 10 ⁴ min.	All Polyflor EC products conform
UK HGN Static Discharges (previously HTM2)	Surface	50mm square (2in) 1kg (2.2lb)	500Vdc	N/R	5 x 10 ⁴ – 2 x 10 ⁶ avg	All Polyflor EC products conform
BS 2050	Surface A4.1	25mm square (1in) 50mm apart (2in)	500Vdc	Hospital floors Antistatic floors	5 x 10 ⁴ – 2 x 10 ⁶ 5 x 10 ⁴ – max. 10 ⁸	All Polyflor EC products conform All Polyflor SD & EC products conform
	Ground A4.2	25mm square (1in)	500Vdc	Explosive handling area floors	Max. 5 x 10 ⁴	Conductive ROF conforms

SPECIFICATION name of standard/test method. **TEST TYPE** details of the method of test, i.e. to ground, surface etc. **ELECTRODE DETAILS** lists size, weight and any special features of the electrodes. **VOLTAGE** the voltage at which the test is carried out. **CLASSIFICATION** identifies the terminology used in the standard or test method (if any). **RESISTANCE REQUIREMENTS** details the parameters within which the flooring must perform in order to comply with the standard. N.B. some test methods do not give any requirements other than just to quote the results. **RECOMMENDED POLYFLOR PRODUCT** Polyflor product which best fits the requirements.

Technical specifications



	POLYFLOR SD	2000 SD	FINESSE SD	POLYFLOR EC	FINESSE EC	CONDUCTIVE ROF†
Gauge	2mm	2mm	2mm	2mm	2mm	2mm
Roll Size	2m x 20m = 40m ²	2m x 20m = 40m ²	2m x 20m = 40m ²	2m x 20m = 40m ²	2m x 20m = 40m ²	2m x 20m = 40m ²
Tile Size	608 x 608mm	608 x 608mm	608 x 608mm	608 x 608mm	608 x 608mm	-
Weight	3400g/m ²	3500g/m ²	3030g/m ²	3500g/m ²	2900g/m ²	3300g/m ²
EN 649	Conforms	Conforms	Conforms	Conforms	Conforms	Conforms
Use Area Classification	34, 43	34, 43	34, 43	34, 43	34, 43	34, 43
Agrément	G5ws	G5ws	G5ws	-	-	-
ASTM F1913	Conforms	Conforms	Conforms	Conforms	Conforms	Conforms
ASTM F1700	Conforms	Conforms	Conforms	Conforms	Conforms	-
EN 13501-1	Class Bfl-S1	Class Bfl-S1	Class Bfl-S1	Class Bfl-S1	Class Bfl-S1	Class Bfl-S1
EN ISO 9239-1	≥8kw/m ²	≥8kw/m ²	≥8kw/m ²	≥8kw/m ²	≥8kw/m ²	≥8kw/m ²
EN ISO 11925-2	Pass	Pass	Pass	Pass	Pass	Pass
ASTM E662	450	-	<450	-	<450	-
ASTM E648	Class 1	Class 1	Class 1	Class 1	Class 1	Class 1
EN 649 Abrasion Group	Group M	Group M	Group P	Group M	Group P	Group M
EN 13893	Class DS (dry)	Class DS (dry)	Class DS (dry)	Class DS (dry)	Class DS (dry)	Class DS (dry)
AS/NZS 4586	R9	R9	R9	R9	R9	R9
EN 1081 R ₁ /R ₂	<10 ⁹ ohms	<10 ⁹ ohms	<10 ⁹ ohms	5 x 10 ⁴ to 1 x 10 ⁶ ohms	5 x 10 ⁴ to 1 x 10 ⁶ ohms	<5 x 10 ⁴ ohms
ESD S 7.1	1 x 10 ⁶ to 1 x 10 ⁹ ohms	1 x 10 ⁶ to 1 x 10 ⁹ ohms	1 x 10 ⁶ to 1 x 10 ⁹ ohms	5 x 10 ⁴ to 1 x 10 ⁶ ohms	5 x 10 ⁴ to 1 x 10 ⁶ ohms	-
BSEN/IEC 61340-4-1 2003 R _G *	1 x 10 ⁶ to 1 x 10 ⁹ ohms	1 x 10 ⁶ to 1 x 10 ⁹ ohms	1 x 10 ⁶ to 1 x 10 ⁹ ohms	5 x 10 ⁴ to 1 x 10 ⁶ ohms	5 x 10 ⁴ to 1 x 10 ⁶ ohms	-
BS 2050	1 x 10 ⁶ to 1 x 10 ⁹ ohms	1 x 10 ⁶ to 1 x 10 ⁹ ohms	1 x 10 ⁶ to 1 x 10 ⁹ ohms	5 x 10 ⁴ to 2 x 10 ⁶ ohms	5 x 10 ⁴ to 2 x 10 ⁶ ohms	<5 x 10 ⁴ ohms
ASTM F150	-	-	-	2.5 x 10 ⁴ to 1 x 10 ⁶ ohms	2.5 x 10 ⁴ to 1 x 10 ⁶ ohms	-
HTM2	-	-	-	Conforms	Conforms	-
IBM	Conforms	Conforms	Conforms			
BS 1815	<2kv	<2kv	<2kv	<2kv	<2kv	-
ASTM F970 (modified)	750psi static load			750psi static load		

†CONDUCTIVE ROF for explosive handling areas, no protection from short circuit on a 240/250 volt mains.

* BSEN/IEC 61340-5-1 Polyflor EC and Finesse EC conform to foot/floor combination between 7.5 x 10⁵ and 3.5 x 10⁷ tested to BSEN/IEC 61340-4-5

FalckDesign AB
Energigatan 9, SE-434 23 Kungsbacka,
Sweden
Tel: +46 (0) 300 15820
E-mail: info@falckdesign.com

James Halstead Flooring New Zealand Ltd
PO Box 98943, Manukau City 2241
100 Plunket Ave, Manukau 2104
New Zealand
PH: 0800 425 783
E-mail: sales@halstead.co.nz

objectflor Art und Design Belags GmbH
Wankelstraße 50, 50996 Köln, Germany
Tel: +49 (0) 2236 966 330
E-mail: info@objectflor.de

Polyflor Australia Pty Ltd
59-65 Wedgewood Road, Hallam,
Vic 3803, Australia
Tel: 1800 777 425
E-mail: sales@polyflor.com.au

Polyflor Canada
304 Stone Road West, Suite 550
Guelph, Ontario, N1G 4W4 Canada
Tel: +1 519 763 3088
E-mail: acrawford@polyflor.ca

Polyflor Contract Ltd
Office 12, Business centre "Strela",
d. 113, liter B, Ligovsky pr.,
St.Petersburg, Russia.
Tel: +7 812 332 42 02
E-mail: sales@polyflor.ru

Polyflor Hong Kong
Room 2409, 24th Floor,
New York Life Tower, Windsor House,
311 Gloucester Road,
Causeway Bay, Hong Kong
Tel: +852 2865 0101

E-mail: anthonylam@polyflor.com.hk
Polyflor Ireland
Unit 106, Millennium Trade Park,
Ballycoolin, Blanchardstown, Dublin 11
Tel: +353 (1) 864 9304
E-mail: tmockler@polyflor.com

Polyflor Middle East
PO Box 71862, Dubai, UAE
Tel: +971 4 349 1078
E-mail: espm@eim.ae

Polyflor Nordic
Kjelsåsveien 168 B, N-0884 Oslo, Norway
Tel: +47 23 00 84 00
E-mail: firmapost@polyflor.no

Polyflor Polska
Ul Gronowa 22/506, Poznan 61-680,
Poland
Tel: +48 61 820 3155
E-mail: polyflor@polyflor.com.pl

Poly Sales Africa (Pty.) Ltd
PO Box 3967, Edenvale 1610,
South Africa
Tel: (27) 011 609-3500
E-mail: info@polyflor.co.za

For details on distribution for other countries,
as well as up to date product and technical information, please visit
WWW.POLYFLOR.COM