




CREATIVE FLOORS FOR LIVING

CAMARO
studioflor COLLECTION





FLOORS FOR EVERY DAY LIVING

The floor has long become an integral part of every living concept. The application of individual style is achievable through the chosen flooring. The assortment of colour and design options provides a versatile solution for everyday living. No matter what environment you are creating – from vintage through to ultra modern – the Camaro Studioflor Collection treats you to a selection of styles to complement and accentuate your design scheme.

Befitting all areas of the home, the collection offers timeless and classic designs alongside fresh and innovative colours, forms and textures without compromising the function and performance. The Camaro Studioflor Collection provides a striking canvas for each unique design approach.

CAMARO
studioflor COLLECTION







2322 - 2324



URBAN LIVING

Contemporary room settings are ideal scenes to make a unique statement, whether playing with colour, shape or texture; the components can accomplish an unparalleled living space.

The Camaro Studioflor products can assist in creating something individual and memorable, providing an inspired focal point that plays directly to the senses.

DESIGN TIP

2322 / 2324 tiles can also be laid with inclusion of feature strip, design strip and border.

Border and corner to complement 2322/2324



2612

Feature strip for 2322/2324



0028 Black

Feature strip for 2322



0025 Silver

Design strip for 2322



2324

Design strip for 2324



2322





2220 - 2320 fireplace plyth

COUNTRY LIVING

The traditional or established feel to a room is often a challenge to achieve. However, utilising a rustic wood effect with a heavy surface texture or farmhouse slate or stone effects with their rich colours and tones can fulfil this look. These features from the Camaro collection will assist in creating an atmosphere of informality and comfort.

DESIGN TIP

Ideal for woodblock and herringbone designs. Traditional floor features will complement this rustic effect.

Border and corner to complement 2220



2616

Feature strip for 2220



0031 Brown

Feature strip for 2320



0032 Cream

Design strip for 2220



2210

Design strip for 2320



2318







2206 raised section

DESIGN TIP

Light colours will create a more airy feel to a room, therefore, less cluttered designs are recommended. Simply add a border or feature strip to create a sophisticated effect.

Border and corner to complement 2206



2605

Feature strip for 2206



0034 Terracotta



0033 Copper



0031 Brown

Design strip for 2206



2210

DESIGNER LIVING

Homes are often an acute expression of how we see ourselves and how we want to be seen. By applying an exciting twist on a simple floor feature you can create a splash of stylish decoration to echo designer living.

The clarity of the design will equally bring together the classic and the contemporary whilst retaining the cosmopolitan and cultured atmosphere.



DESIGN TIP

Simpler, stylish designs such as 'ships decking' are recommended for both 2219 and 2206.

Border and corner to complement 2219



2616

Feature strip for 2219



0034 Terracotta



0028 Black



0031 Brown

Design strip for 2302



2323





LOFT LIVING

A converted loft or attic space creates the perfect environment for an extra work, rest or play room. Dependable function, alongside an aesthetically pleasing design, are key areas to these spaces. A clean, uncluttered scheme will complement these requirements, fulfilling both performance and style. Further interest can, of course, be added by utilising alternate colours and accessories from the Camaro Collection.

DESIGN TIP

Oak designs (2216 & 2217) are ideal for both traditional and contemporary spaces. A herringbone design is featured here which is perfect for creating a subtle yet very effective classic feature. Light coloured wood will create a feeling of open space, this can be complemented with a similar grained richer wood effect.

2216 edge



2216

2217 herringbone




2217

Feature strip for 2216/2217



0031 Brown





2218 - 2210 Design Strip 10mm

SANCTUARY LIVING

Your bedroom is your sanctuary, a peaceful hideaway, somewhere to lie back and relax from the demands of the day. Harmonise your interior design scheme by intergrating colours and forms that suit your lifestyle.

Cherry wood effects (2218) are often chosen for the warmth they offer. This looks great as a main floor area or in conjunction with a subtle border or design strip to highlight specific features of the room.

Exciting contemporary effects such as metallics can create that 'industrial' feel. Ideal for kids' bedrooms, ensuites and contemporary kitchens.



2218 - 2615 Border



2321 - 0025 Silver Feature Strip

DESIGN TIP

Border and corner to complement 2218



2615

Feature strip for 2218



0028 Black

Feature strip for 2218



0031 Brown

Feature strip for 2321



0025 Silver

Design strip for 2218



2210





RELAXED LIVING

The bathroom is a hugely important area of the home, as it is a room we often spend so much time. The design can make it one of the most comfortable and tranquil surroundings, encouraging rest and serenity. Camaro Studioflor is not only hygienic, but performs to the high standards you expect from such a demanding room. Achieve sheer luxury and elegance through the classic designs of the Camaro Studioflor Collection.

DESIGN TIP

Travertine is a classical design that lends itself to both traditional and contemporary installations. For the classic brickwork effect, design strip or feature strip can be utilised to create the grout line. Bring that touch of Italian style to your own home.



Feature strip for 2304

0034 Terracotta

0033 Copper

0031 Brown

Design strip for 2304

2210

2323



2304 - 2210 Design Strip 10mm - 2210 plank surround



2301 Tile size: 304.8 x 304.8mm



2302 Tile size: 304.8 x 304.8mm



2308 Tile size: 304.8 x 304.8mm



2312 Tile size: 304.8 x 304.8mm



2314 Tile size: 304.8 x 304.8mm



2316 Tile size: 304.8 x 304.8mm



2317 Tile size: 304.8 x 304.8mm



2322 Tile size: 304.8 x 304.8mm



2323 Tile size: 304.8 x 304.8mm

STONE & DESIGN

Stone & Design effect tiles may contain variation in markings as part of their design.

The Camaro Studioflor Collection of luxury vinyl tiles has been designed for all areas of the home. The Stone and Design products present natural effect tiles featuring classic stone, slate, marble and travertine designs, balanced with innovative metallic and pebble effects. Realistic surface textures have been incorporated to further add to the authenticity. The individual products stand alone for use as main floor areas, or can be combined to form unique installations.

CAMARO
studioflorCOLLECTION



2304

Tile size: 304.8 x 609.6mm



2318

Tile size: 304.8 x 609.6mm




2319

Tile size: 304.8 x 609.6mm



2320

Tile size: 304.8 x 609.6mm



2321

Tile size: 457.2 x 457.2mm



2324

Tile size: 457.2 x 457.2mm





2202

Plank size: 101.6 x 914.4mm



2205

Plank size: 101.6 x 914.4mm



2206

Plank size: 101.6 x 914.4mm



2207

Plank size: 101.6 x 914.4mm



2208

Plank size: 101.6 x 914.4mm



2209

Plank size: 101.6 x 914.4mm



2210

Plank size: 101.6 x 914.4mm

WOOD PLANKS

The Camaro Studioflor wood plank collection incorporates the full range of timber effects, from classic beech, pine and maple through to rich oak, cherry, mahogany and rustic styles. The realism of the wood grains and surface textures enables you to create an elegant addition to your interior decor.

Wood effect products may contain knots or markings as part of their design.

CAMARO
studioflor collection



2211

Plank size: 101.6 x 914.4mm



2212

Plank size: 101.6 x 914.4mm



2215

Plank size: 101.6 x 914.4mm



2216

Plank size: 101.6 x 914.4mm



2217

Plank size: 101.6 x 914.4mm



2218

Plank size: 101.6 x 914.4mm



2219

Plank size: 152.4 x 914.4mm



2220

Plank size: 152.4 x 914.4mm






45° Plank with Feature Strip and Border

Plank	2220
Feature Strip	Brown 0031
Border	2616



45° Tile with Design Strip and Border

Tile	2324
Design Strip	50mm 2322
Border	2612



45° Tile with Feature Strip and Border

Tile	2314
Feature Strip	Black 0028
Border	2613



45° Woodblock with Design Strip and Border

Plank	2218
Design Strip	10mm 2210
Border	2615


DESIGN FLOORS

The Camaro Studioflor design floors offer individual, versatile flooring combinations to compliment your personal taste. These effective compositions, based on practicality and beauty, will turn your design dreams into reality.



Offset Keysquare with Feature Strip

Tile	2323
Keysquares	2301
Feature Strip	Brown 0031



Tile with Design Strip and Cut Tile Surround

Tile	2316
Design Strip	10mm 2323
1/3 Tile Outer Edge	2316



Chequered Strip with Design Strip

Woodblock	2218
Strips	2210
Design Strip	50mm 2218
Outer Edge	2210



Herringbone

Plank	2202
-------	------

Simply choose one or more of these designs - or why not create your own for a unique look - together with any suitable colours from the collection and allow Camaro Studioflor to do the rest. Whether you're looking for an extraordinary design feature or a simple highlight, Camaro Studioflor has the solution.

ACCESSORIES

Camaro Studioflor accessories enable you to create striking or subtle additions to your overall floor design. Construct your own unique look and composition.

BORDERS & CORNERS

Used to enhance the outer edges of the floor area or to create a stylish surround to particular features.





Border size: 101.6 x 914.4mm, Corner size: 101.6 x 101.6mm.

*Border size: 152.4 x 914.4mm, Corner size: 152.4 x 152.4mm.

FEATURE STRIPS

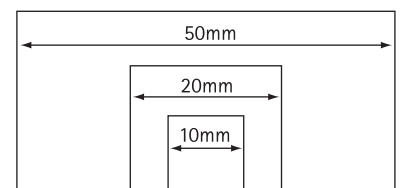
Utilised between tiles to create grout line effects, between planks to achieve a 'ships decking' alternative or as a simple, effective border.



DESIGN STRIPS

Used in a similar way to the Feature Strips, Camaro Studioflor Design Strips offer a wide scope for creativity.

All designs are available in 10mm, 20mm and 50mm wide strips in 914.4mm lengths.



Design Strip widths illustrated actual size.





MAINTENANCE FOR EVERY DAY LIVING

To achieve the best results for your floor, we recommend that the Polyflor collection of maintenance products are used in accordance with our instructions.

For a long lasting beautiful floor, simply follow the easy steps laid out.

Polyflor Maintainer – for regular routine cleaning of Camaro Studioflor.

Before applying the Polyflor Maintainer, ensure the floor is free from dust and grit by gently sweeping or vacuuming.

Dilute 100ml (approximately half a cupful) of Polyflor Maintainer with approximately 5 litres of cold water (Ratio 1:50).

Damp mop the floor with the diluted solution and allow to dry thoroughly.

Polyflor Polish – providing a hard wearing surface to aid routine cleaning.

Ensure the floor surface is clean and dry before applying Polyflor Polish.

Using a clean, lint free, flat mop, apply the undiluted polish evenly and thinly, in a uniform direction.

Allow approximately 25 minutes to dry before applying a second coat at 90° to the first.

It is advisable to leave the surface overnight before walking on it, to enable the polish to fully cure.

Polyflor Polish should be removed periodically (approximately every 6 months, dependent on traffic), by applying Polyflor Stripper.

Polyflor Stripper – for easy removal of Polyflor Polish.

To remove the build up of Polyflor Polish, dilute 500ml (approximately 2 and a half cupfuls) of Polyflor Stripper with 5 litres of clean water (Ratio 1:10).

Apply this solution to the floor and leave for 10 minutes. Scrub the floor thoroughly with a nylon scrubbing pad.

When the polish has been fully removed, pick up the slurry with a clean mop and rinse afterwards with clean water.

Repeat until all residues have been removed.

Allow the floor to dry.

To remove excess adhesive after the initial installation of the floor, apply undiluted Polyflor Stripper and rinse with clean water.



GUARANTEED FOR EVERY DAY LIVING

Camaro Studioflor luxury vinyl tiles has been developed to meet the highest technical specification of its type. Ideal for all areas of the home, the collection ensures high performance and optimum style. In addition, Camaro Studioflor is suitable for moderate commercial applications such as light traffic areas within hotels, conference rooms and small offices.

Compared with many natural flooring options, Camaro Studioflor will under normal conditions resist household stains, will not crack, chip or splinter. By following our simple maintenance instructions, your floor will look great for years to come.

From a collection of 30 colour and style options as well as the additional accessories, we are confident you will own a floor design to be proud of.

The manufacturers of the Camaro Studioflor Collection are confident that their high quality products will provide many years of valuable service. All products purchased from the range are guaranteed for 12 years against normal wear and tear in the recommended environment, provided that they have been fitted correctly and maintained in accordance with the manufacturer's instructions. In order to make a claim, customers must apply in writing indicating where their flooring was purchased and provide satisfactory proof of purchase. This guarantee only applies in the event of visible wearing out and fading of the decorative pattern on the surface within 12 years of purchase, providing the flooring has been subject to normal usage in the recommended environment. It does not cover general misuse. Full terms and conditions of the guarantee are available on request from your flooring wholesaler or Polyflor Ltd.

Technical Information:

Conforms to EN649

Thickness: 2.0mm

Wear layer: 0.3mm

Polyurethane surface treated

Fire resistance: EN 13501-1 Bfl S1

Light fastness: >6

Underfloor heating suitability: Yes (max. 27°C)

Castor chair suitability: Yes

Packaging: 3.34m² per box



CAMARO

studioflor collection



By following a policy of ongoing development, the right is reserved to add/delete patterns or improve technical specifications without prior notice.

Reproductions in photography are for guidance only, they give only a general indication of colour and are not necessarily representative of the overall effect or design.