


Chalk Dune **5766** ▲
NCS S 1502-Y50R LRV 60



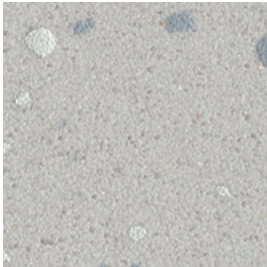
Lunar Shell **5772** ▲
NCS S 1502-Y LRV 64



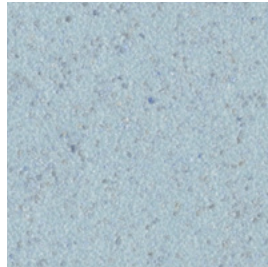
Barley Cove **5761** ▲
NCS S 3005-Y50R LRV 47



Truffle Shore **5762** ▲
NCS S 5005-Y50R LRV 24




Sea Spray **5763** ▲
NCS S 3000-N LRV 49



Sea Mist **5768**
NCS S 2010-B LRV 46



Calm Azure **5770**
NCS S 2030-R90B LRV 31



Deep Lagoon **5771**
NCS S 6010-R90B LRV 12




HSE Compliant
50+
Pendulum Wet Test


Sustainable Slip Resistance
throughout product's guaranteed life




Cool Pebble **5767**
NCS S 3000-N LRV 46



Slate Haze **5773**
NCS S 5000-N LRV 26



Coastal Flint **5764** ▲
NCS S 4500-N LRV 26



Granite Sky **5765** ▲
NCS S 7502-B LRV 10

w/r = weld rod NCS = Natural Colour System LRV = Light Reflectance Value

▲ = These colours contain a tonal chipped decoration

