


Dove Slate **6012**
NCS S 3502-G

w/r 6012
LRV 35




Urban Concrete **6013**
NCS S 5502-Y

w/r 6013
LRV 24




Grey Flourite **4042**
NCS S 2002-Y50R

w/r 9803
LRV 48




Agate Grey **4043**
NCS S 3500-N

w/r 9804
LRV 38




Galena **4047**
NCS S 4502-R

w/r 9807
LRV 27




Jurassic Stone **6011**
NCS S 4500-N

w/r 6011
LRV 22



Natural Slate **6014**
NCS S 4502-G

w/r 6014
LRV 22



Dark Concrete **5089**
NCS S 5502-Y

w/r 5089
LRV 23



Gypsum **4044**
NCS S 2005-Y30R

w/r 9800
LRV 50



Copal **4046**
NCS S 3010-Y20R

w/r 9801
LRV 39



Andesite **4049**
NCS S 4005-Y50R

w/r 9802
LRV 26



Flagstone Grey **5091**
NCS S 4005-Y50R

w/r 5091
LRV 35



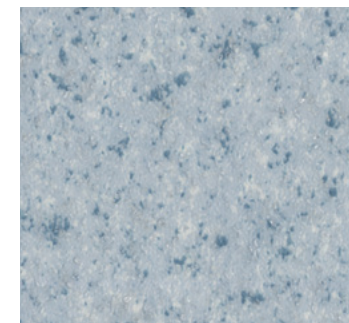
Clay Stone **5092**
NCS S 5005-Y80R

w/r 5092
LRV 25




Light Concrete **5087**
NCS S 4005-G80Y

w/r 5087
LRV 33




Angelite **4051**
NCS S 3010-R90B

w/r 9806
LRV 40



Blue Quartz **4054**
NCS S 6010-R90B

w/r 9808
LRV 17



Jetstone **4045**
NCS S 6500-N

w/r 9805
LRV 15



Deep Fossil **5082**
NCS S 5502-Y

w/r 5082
LRV 22




Pebble Grey **5083**
NCS S 4000-N

w/r 5083
LRV 34



Muted Stone **5081**
NCS S 2005-Y50R

w/r 5081
LRV 46



Pearl River **5084**
NCS S 1000-N

w/r 5084
LRV 63



Valley Rock **5086**
NCS S 7005-Y20R

w/r 5086
LRV 14